



# AT&T Air

## User Guide

	Serviceability	Pricing	Quote Generation	Contract Generation	Contract Upload	Order Placement
AT&T AIR	✓	✓	✓	N/A	N/A	✓



=API Driven Data



= No API/Manual

Check  
Serviceability



Quote




Generate  
Customer  
Information



Place Order  
into AT&T  
System

1

Type in an address and click “Search”. This will call AT&T’s API to return serviceability results



The screenshot shows the CableFinder website. At the top left is the CableFinder logo. To its right are navigation links: Serviceability, Data Management (with a dropdown arrow), Manual Request, Upload Contract, and Searches And Quotes (with a dropdown arrow). Below the navigation bar is a search interface. It features a text input field with the placeholder text "Enter full address including zip code". An orange circle is positioned over the input field. To the right of the input field is a blue button labeled "SEARCH". Below the search bar is a large green icon of a globe with a magnifying glass over it. At the bottom of the page, there is a line of text: "Enter your address and get list of available providers including services they provide and distance calculation!"

2

202 Sixth St, Castle Rock, CO 80104, USA



Search

☒ Dedicated ☒ Best Efforts ☒ Wireless

Configure Pricing

## Wireless

Over the air broadband, 4G/5G, satellite, coverage dependent

### WIRELESS

STARLINK  
BY PULSAR

Serviceable

Green ⓘ

Products Internet, Phone

Max Speed -

Building Type OnNet

Configure Pricing

### WIRELESS

AT&T

Serviceable

Green ⓘ

Products AIR

Max Speed 4G/ 5G

Configure Pricing

If AIR is available, it will be displayed under AT&T Wireless category and the serviceability results will be green,

Click “Configure Pricing” to proceed to pricing.

3

Upon clicking configure pricing, a popup will appear stating AT&T AIR is available.

Click “Confirm” to continue.

The screenshot displays the AT&T Pricing Catalog interface. At the top, a dark blue header contains the text "PRICING CATALOG". Below this, the address "202 Sixth St, Castle Rock, CO 80104, USA" is shown next to the AT&T logo. A section labeled "Partner Sales ID" contains the value "51347". On the left side, there is a sidebar with a dark blue header labeled "AIR" and a section titled "Main Services" with a list of services. A large white popup titled "INTERNET AIR DISCLOSURE" is centered on the screen. The popup contains the text "Read to the customer:" followed by a paragraph of disclosure text. At the bottom of the popup, there is a checkbox labeled "I have read the disclosure to the customer" and a blue button labeled "CONFIRM". Below the popup, there are two notes: "Note: To create and send a Broadband" and "Note: CableFinder generated pricing d". At the bottom right of the interface, there is a link to "alternate sales Channel, Final".

PRICING CATALOG

202 Sixth St, Castle Rock, CO 80104, USA

Partner Sales ID

51347

**AIR**

Main Services

**INTERNET AIR DISCLOSURE**

Read to the customer:

Great news, your address is qualified for AT&T Internet Air for Business and is in AT&T's 5G coverage area. AT&T expects that AT&T Internet Air for Business customers in a 5G coverage area will typically experience a download speed in range of 53 - 304 Mbps and an upload speed range of 3 - 22 Mbps. These speed ranges are based on the 25th to 75th percentile of data compiled through crowd-sourced speed tests for mobile services and are not guaranteed. The speeds available to you are best effort only and may vary. For more information about AT&T's network practices and the performance characteristics of AT&T Internet Air for Business, please visit <http://www.att.com/broadbandinfo>.

I have read the disclosure to the customer

CONFIRM

Note: To create and send a Broadband

Note: CableFinder generated pricing d

alternate sales Channel, Final

4

AIR

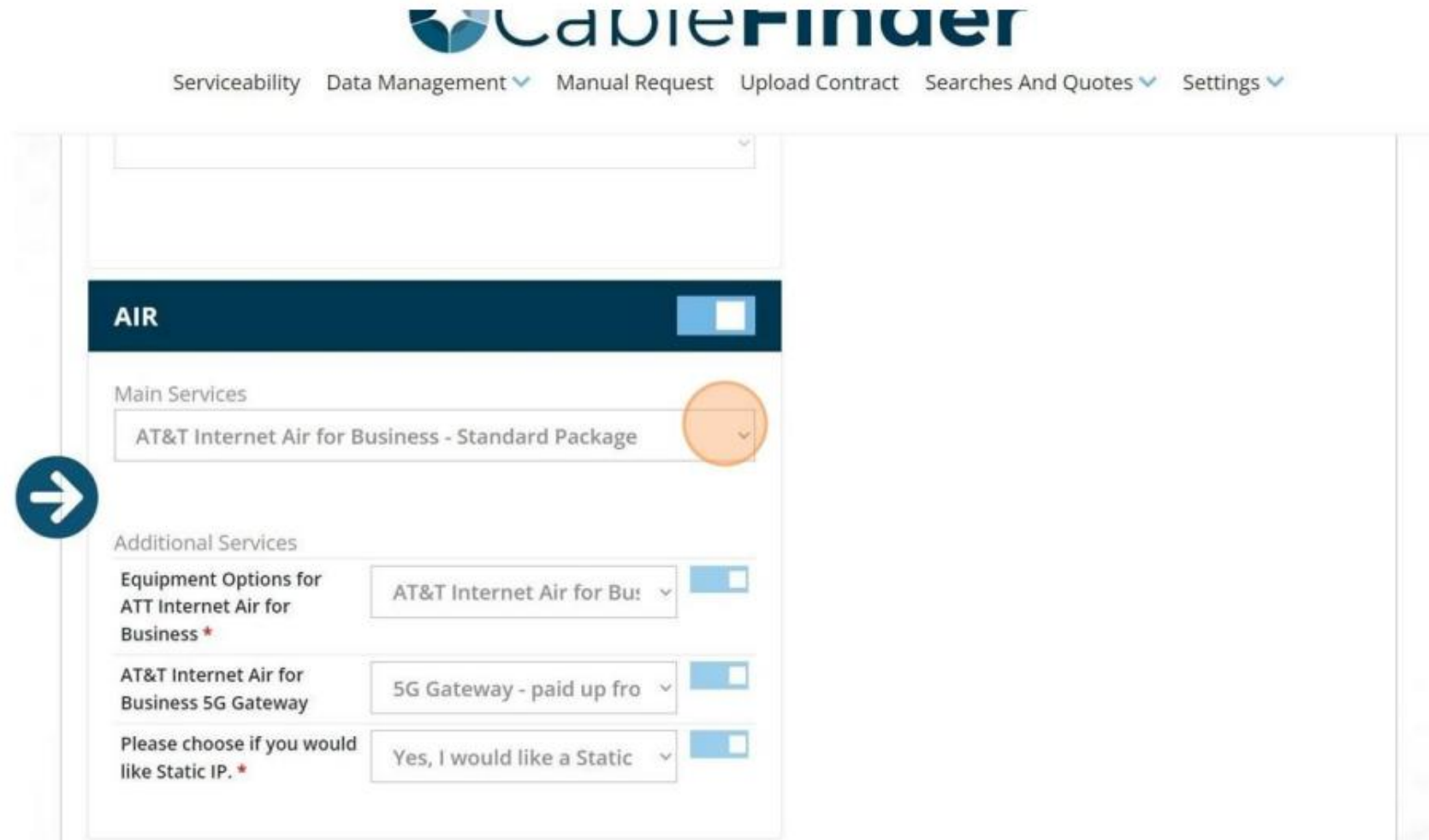


Main Services

To begin quoting, toggle on “AIR”

5

Under “Main Services”, select a package. Customize additional services as desired.



The screenshot displays the CableFinder web application. At the top, the CableFinder logo is centered, with a navigation bar below it containing links: Serviceability, Data Management (with a dropdown arrow), Manual Request, Upload Contract, Searches And Quotes (with a dropdown arrow), and Settings (with a dropdown arrow). The main content area is divided into two columns. The left column features a sidebar with a dark blue header labeled 'AIR' and a toggle switch. Below this, the 'Main Services' section contains a dropdown menu currently showing 'AT&T Internet Air for Business - Standard Package'. An orange circle with a downward arrow is positioned to the right of this dropdown. The 'Additional Services' section below it contains three rows, each with a label, a dropdown menu, and a toggle switch. The first row is for 'Equipment Options for ATT Internet Air for Business \*', the second for 'AT&T Internet Air for Business 5G Gateway', and the third for 'Please choose if you would like Static IP. \*'. A blue circle with a right-pointing arrow is positioned to the left of the 'Main Services' dropdown. The right column of the interface is currently empty.

CableFinder

Serviceability Data Management ▼ Manual Request Upload Contract Searches And Quotes ▼ Settings ▼

**AIR**

Main Services

AT&T Internet Air for Business - Standard Package

Additional Services

Equipment Options for ATT Internet Air for Business \* AT&T Internet Air for Bu: ▼

AT&T Internet Air for Business 5G Gateway 5G Gateway - paid up fro ▼

Please choose if you would like Static IP. \* Yes, I would like a Static ▼

ATT Internet Air for  
Business (AIR)

5G Gateway - 36 month installment plan (listed price after promotion)	\$0.00	\$0.00
---	--------	--------

Please choose if you would like Static IP. (Order)	\$0.00	\$6.00
--	--------	--------

Subtotal:	\$0.00	\$66.00
-----------	--------	---------

DISCOUNTS	NRC	MRC
Receive a \$25 per month discount for having AT&T All In One for Business.	-\$0.00	-\$0.00
Receive a \$5 per month discount for signing up for paperless billing and Autopay.	-\$0.00	-\$0.00

	NRC	MRC
Total:	\$0.00	\$66.00

[GENERATE QUOTE](#)
[PLACE ORDER](#)

Your shopping cart will update in real time.

NRC = non-reoccurring charges or one-time fees.

MRC =monthly reoccurring changes.

Any discounts or promotions will be displayed in green.

Click Generate Quote to download a PDF Quote. Click Place Order if ready to submit.

7

Label the Registered Business Name and Quote Name.

To send the quote directly to the customer from CableFinder, click send quote via email and enter the desired email address.

Please Enter Quote Info

Once you create a quote you can proceed to the contract generation.

Registered Business Name

AT&T Air Test

Quote Name

Test Ignore

☐ Send Quote via Email

OK CANCEL

	NRC	MRC
Internet - 36 month	\$0.00	\$0.00
Internet plan (listed promotion)		
Choose if you	\$0.00	\$6.00
Static IP.		
	\$0.00	\$66.00
<b>POTS</b>	<b>NRC</b>	<b>MRC</b>
\$25 per month	-\$0.00	-\$0.00
or having AT&T		
for Business.		
\$5 per month	-\$0.00	-\$0.00
or signing up		
less billing and		
<b>Total:</b>	<b>\$0.00</b>	<b>\$66.00</b>

GENERATE QUOTE PLACE ORDER

Fill out the general customer information. Click the box under “Business Type” to display drop down options.

General

Addresses

Account

Confirmation

### General Customer Information

Registered Account Name


test

Business Type

NEXT

9

After you select the “Business Type” the required information will display as needed. Complete the needed information, then click “Next” in the bottom right corner.



ServiceabilityData Management▼Manual RequestUpload ContractSearches And Quotes▼Settings▼

AddressesAccountConfirmation

Registered Account Name

test

Federal Tax ID Number (EIN)

Date Of Incorporation (MM/DD/YYYY)

mm/dd/yyyy

Officers Responsible for Bill

Primary Contact - Officer 1/ Partner 1

First Name

test

Phone Number

5555555555

Secondary Contact - Officer 2/Partner2

☐ Same as Primary?

First Name

Phone Number

Business Type

Corporation

State Of Incorporation

Last Name

test

Email Address

test@test.com

Last Name

Email Address

## Customer Address Information

Service Address Line 1

202 Sixth St

Service Address Line 2

☐ I confirm that there is no Unit or Suite number for this location.

City

Castle Rock

State

Colorado

Zip

80104

☐ Same as Service?

Billing Address Line 1

202 6TH ST

Billing Address Line 2

City

CASTLE ROCK

State

Colorado

Zip

80104

The next page will ask to confirm the service address and billing address, and shipping address.

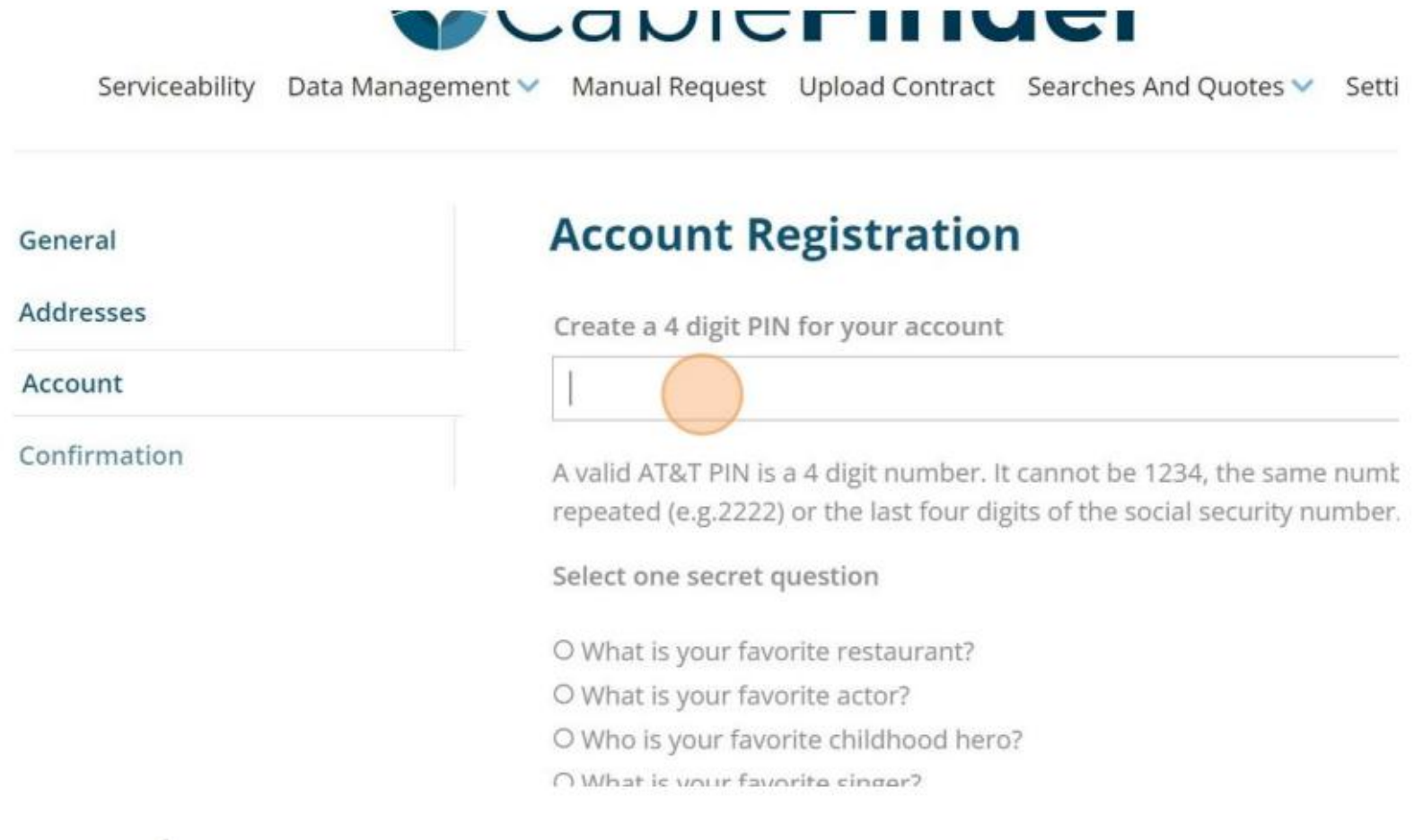
If there is no suit or unit number, confirm by clicking the small box next to “I confirm there is no Unit or Suite number for this location. This is a required field.

### Service Address Line 2

☐ I confirm that there is no Unit or Suite number for this location.

Enter in the four-digit pin and a secret question and answer. Then click “Next” in the bottom right corner.

This will lead to your confirmation page.



The screenshot shows the AT&T Account Registration page. At the top, the AT&T logo is centered. Below it is a navigation bar with links: Serviceability, Data Management (with a dropdown arrow), Manual Request, Upload Contract, Searches And Quotes (with a dropdown arrow), and Settings. On the left side, there is a sidebar menu with four options: General, Addresses, Account, and Confirmation. The 'Account' option is currently selected. The main content area is titled 'Account Registration' and contains the following sections:

- Create a 4 digit PIN for your account**: A text input field with a placeholder '1' and an orange circular icon to its right.
- A valid AT&T PIN is a 4 digit number. It cannot be 1234, the same number repeated (e.g. 2222) or the last four digits of the social security number.**
- Select one secret question**: A list of four radio button options:
  - ☐ What is your favorite restaurant?
  - ☐ What is your favorite actor?
  - ☐ Who is your favorite childhood hero?
  - ☐ What is your favorite singer?

After completing the customer information field, proceed with “Place Order” on the on the confirmation page. This will place the order directly into AT&T system and copy the TSD for notification.

General

Addresses

Account

Confirmation

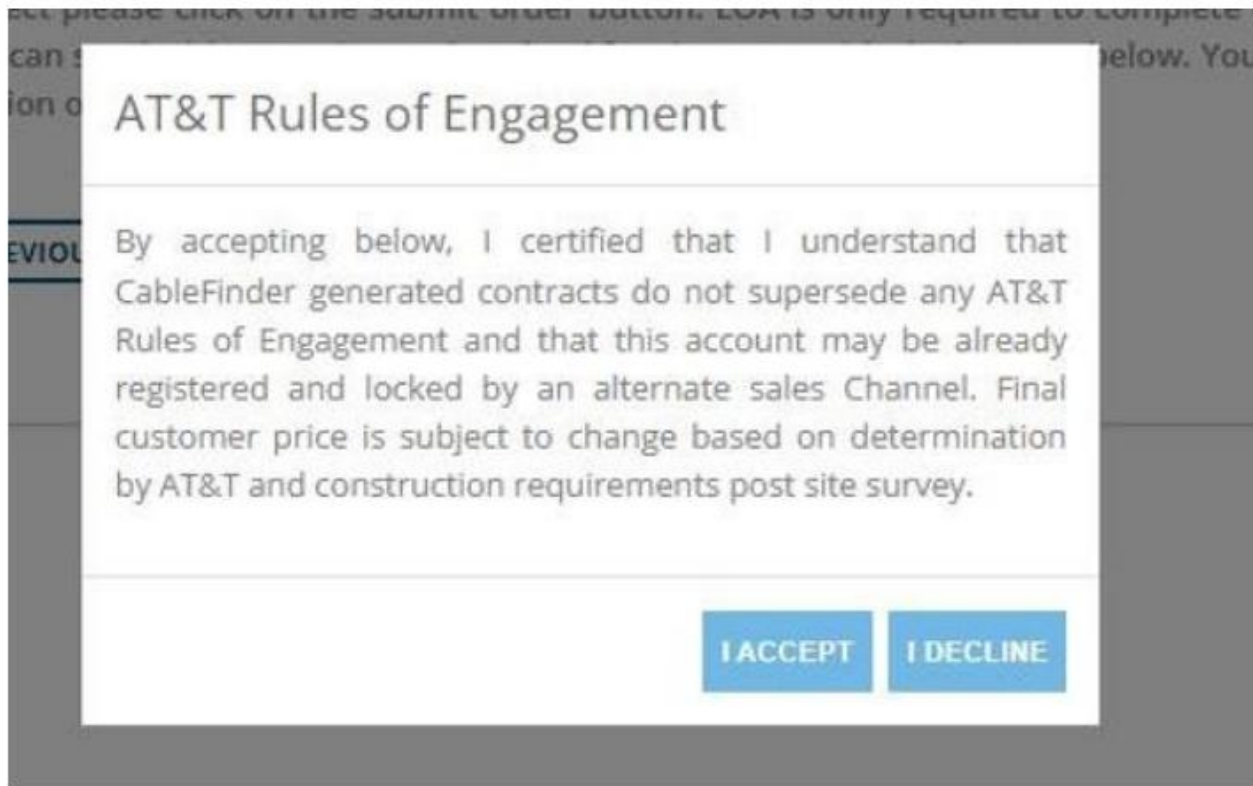
## Confirmation

Dear Taylor,

Thank you for using CableFinder.net. Before placing the order, please make sure that you populate all the required fields with valid information. You can edit this information by going back to one of the previous tabs. Once you are sure that everything is correct please click on the submit order button. LOA is only required to complete order if you are ordering POTS phone service. You can send with DocuSign or download for signature with the buttons below. You will need to upload the LOA to complete that portion of your order.

PREVIOUS

PLACE ORDER



A pop up will display to Accept AT&T Rules of Engagement



Once the user clicks "Place Order" the customer will receive a link from AT&T with the required actions:

- Accept Terms and Conditions
- Pay their first month of service

If the service does not work within the first 30 days, the customer will get their money back

To Confirm your order successfully submitted, you can check the Pricing Quotes History Page

Under Order Status you should see Order Submitted. This confirms your order was submitted directly into AT&T's B2B portal

Quote ID	Username	Organization	Customer Name	Quote Name	Provider	Selected Services	CRM Quote ID	Date/Time	DocuSign Status	Order Status	Actions
Quot	tbrown	Organizati	Custom	Quot	att	air	Mast				
558978	tbrown		Test AT&T	test	Att	AIR		Nov 14, 2024, 12:59:18 PM		Order Submitted	<a href="#">Download Quote</a> <a href="#">Download Unsigned Contract</a> <a href="#">Upload Signed Contract</a> <a href="#">Attach Additional AT&amp;T Documents</a> <a href="#">Update Master CRM Quote ID</a> <a href="#">Send With DocuSign</a>

Order submitted successfully at **AT&T** - affiliate order number



noreply@cablefinder.net

To:

Cc: Jazmine Pizarro;



Reply



Reply all



Forward



Tue 10/29/2024 11:35 AM



You forwarded this message on Tue 10/29/2024 11:37 AM

Thank you,

Your documents were uploaded, and your order was successfully submitted to att

**Affiliate Order ID:**

**Installation Dates:**

**CableFinder Quote Number:**

**Requested by:**

**Organization:**

**First Name:** Jazmine

**Last Name:** Pizarro

**E-mail:** jazmine@clearconnectco.com

**Phone:** 3032260978

**Qualified Address:** -----

**Registered Business Name:**

**Business Type:** Sole Proprietorship

**State Of Incorporation:**

**Date Of Incorporation:**

Email confirmation from  
CableFinder. This will go to the  
CableFinder user and the TSD.