




Zayo

User Guide

Serviceability	Pricing	Quote Generation	Contract Generation	Contract Upload
				
API Driven Serviceability	Manual Pricing	PDF Creation	PDF Creation	Contract Upload sends contract to TSD processing


 =API Driven Data

 = No API/Manual



1

Click the address bar to type in a business name or address and click Search. After typing in a business name or address in the search bar, the results page will generate who the provider is, a serviceability description, the anticipated timeframe to install, the max speed and the products available.



The screenshot shows the CableFinder website interface. At the top left is the CableFinder logo. To its right are navigation links: Serviceability, Data Management (with a dropdown arrow), Manual Request, Upload Contract, and Searches And Quotes (with a dropdown arrow). Below the navigation is a search bar with the placeholder text "Enter full address including zip code" and a blue "SEARCH" button. An orange circle highlights the search bar. Below the search bar is a green icon of a globe with a magnifying glass. At the bottom of the search area, there is a text prompt: "Enter your address and get list of available providers including services they provide and distance calculation!"

Results will display as shown below.

3785 S Las Vegas Blvd, Las Vegas, NV 89109, USA ✕ [Search](#)


Dedicated Best Efforts Wireless

Showing 10 results

Dedicated Service Results

Industry leading fiber, speeds and services

DEDICATED




Serviceable Green ⓘ

TIME:	DIST:	MAX SPEED:
30-45 Days	-	1G

Products Cox Optical Internet
Tech ActiveE

[Configure Pricing](#)

DEDICATED




Serviceable Green ⓘ

TIME:	DIST:	MAX SPEED:
30 Days	-	10G

Products DIA

[Request Pricing](#)

DEDICATED



Serviceable Yellow ⓘ

TIME:	DIST:	MAX SPEED:
120 Days	-	10G

Products IP-DIA

[Configure Pricing](#)

3

To see the same results, in a different format toggle “Swap Experience” in the top right corner of the serviceability screen.




The screenshot shows the Able-Finder serviceability interface. At the top left is the logo "able-finder". To its right is a navigation menu with items: "Serviceability", "Data Management" (with a dropdown arrow), "Manual Request", "Upload Contract", "Searches And Quotes" (with a dropdown arrow), and "Settings" (with a dropdown arrow). In the top right corner, there is a toggle switch labeled "Swap Experience" which is currently turned off. An orange circle highlights this toggle. Below the navigation is a large heading "All your options in one place." and a search bar containing the text "202 Sixth St, Castle Rock, CO 80104, USA" with a "Search" button to its right.

DEDICATED SERVICE RESULTS


COX FIBER

[CONFIGURE PRICING](#)

	Serviceability Description: Serviceable - Ready to install with little or no construction required	Anticipated Timeframe to Install Cox: 30-45 Days	Technology: ActiveE	Max Speed: 1G	Products: Cox Optical Internet
---	---	---	------------------------	------------------	-----------------------------------

LUMEN FIBER

[REQUEST PRICING](#)

	Serviceability Description: Serviceable - Ready to install with little or no construction required	Anticipated Timeframe to Install Lumen: 30 Days	Max Speed: 10G	Products: DIA
---	---	--	-------------------	------------------

ZAYO FIBER


[CONFIGURE PRICING](#)

	Serviceability Description: Light to Moderate Construction anticipated - costs likely to be covered by carrier.	Anticipated Timeframe to Install Zayo: 120 Days	Max Speed: 10G	Products: IP-DIA
---	--	--	-------------------	---------------------

BEST EFFORTS RESULTS


COAX & CFI

[CONFIGURE PRICING](#)

	Serviceability Description: Serviceable - Ready to install with little or no construction required	Anticipated Timeframe to Install Cox: 10-15 Days	Technology: DOCSIS 3.1, Cox Fiber Internet Available	Max Speed: 2G	Products: Internet, Phone
--	---	---	---	------------------	------------------------------


ACC BROADBAND

[REQUEST PRICING](#)

	Serviceability Description: Address is not serviceable.	Anticipated Timeframe to Install Acc: Request Pricing for Alternate Options	Max Speed: 1G	Products: Internet
--	--	--	------------------	-----------------------

AT&T BROADBAND

[REQUEST PRICING](#)

	Serviceability Description: Address is not serviceable.	Anticipated Timeframe to Install AT&T: Request Pricing for Alternate Options	Max Speed: 1G	Products: Internet
--	--	---	------------------	-----------------------

Click “Configure Pricing” next to “Zayo Fiber” to begin quoting.

5

PRICING CATALOG

Fiber Only

60 Hudson Street, 60 Hudson St, New York, NY 10013, USA

zayo

Select Term

36 months

ZAYO FIBER

Main Services

Select the desired term from the drop-down menu.

6

60 Hudson Street, 60 Hudson St, New York, NY 10013, USA

zayo

Select Term

36 months

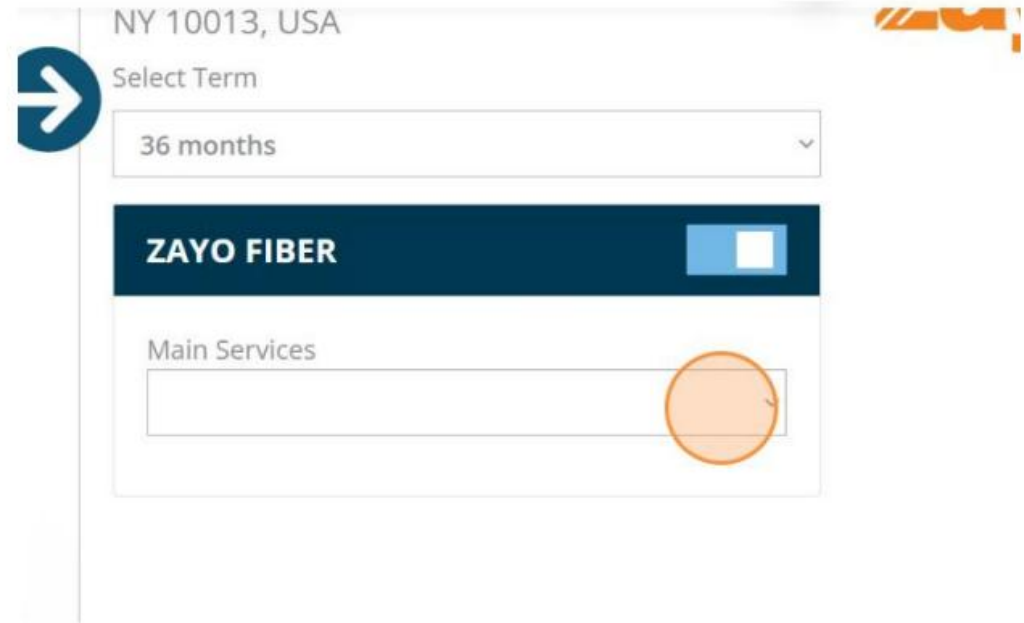
ZAYO FIBER

Main Services

Turn on the Zayo Fiber toggle.

7

Click the “Main Services” drop down and select “IP DIA”



NY 10013, USA

Select Term

36 months

ZAYO FIBER

Main Services

The screenshot shows a web form for ZAYO FIBER. At the top, it displays the location "NY 10013, USA". Below this is a "Select Term" section with a dropdown menu currently set to "36 months". A blue arrow icon points to the "Main Services" dropdown menu, which is currently empty. The ZAYO FIBER logo is visible in the top right corner of the form area.

ZAYO FIBER

Main Services

IP-DIA

Additional Services

Bandwidth*	10Mb	<input checked="" type="checkbox"/>
Burstable Service	No	<input checked="" type="checkbox"/>
Port Handoff Speed		<input type="checkbox"/>
Handoff		<input type="checkbox"/>
IP Routing Protocol	No	<input checked="" type="checkbox"/>

Turn on the bandwidth toggle and select the desired speed.

A shopping cart appears on the right-hand side of the screen. From there, make any additional adjustments or add-on services, updating the shopping cart in real time.

PRICING CATALOG

Fiber Only

60 Hudson Street, 60 Hudson St, New York, NY 10013, USA

Select Term

36 months

ZAYO FIBER

Main Services

IP-DIA

Additional Services

Bandwidth* 10Mb

Burstable Service No

Port Handoff Speed GigE

Handoff

IP Routing Protocol ..

ZAYO FIBER **MRC**

BANDWIDTH (10Mb)	\$ 452.18
BURSTABLE SERVICE (No)	
CFA PROVIDED BY (Zayo)	
CONNECTED IPV4ADDRESS (IPv4/31)	
CONNECTED IPV6ADDRESS (IPv6/126)	
LAG (No)	
NETWORK INTERFACE DEVICE (No)	
ROUTING (No)	

TERM **NRC** **MRC**

36 MONTHS	\$150	\$452.18
-----------	-------	----------

[GENERATE QUOTE](#) [GENERATE CONTRACT](#)

10

Zayo Pricing Promotion: Unlock a 10% discount on Zayo services by generating your contract through CableFinder! The generated pricing will already reflect the 10% discount.

Discount already
applied to the total!

TERM	NRC	MRC
36 MONTHS	\$150	\$452.18



In the shopping cart, view any one-time fees/non-recurring charges (NRC) and monthly recurring charges (MRC).

BURSTABLE SERVICE (NO)		
CFA PROVIDED BY (Zayo)		
CONNECTED IPV4ADDRESS (IPv4/31)		
CONNECTED IPV6ADDRESS (IPv6/126)		
LAG (No)		
NETWORK INTERFACE DEVICE (No)		
ROUTING (No)		
TERM	NRC	MRC
36 MONTHS	\$150	\$452.18

BURSTABLE SERVICE (NO)		
CFA PROVIDED BY (Zayo)		
CONNECTED IPV4ADDRESS (IPv4/31)		
CONNECTED IPV6ADDRESS (IPv6/126)		
LAG (No)		
NETWORK INTERFACE DEVICE (No)		
ROUTING (No)		
TERM	NRC	MRC
36 MONTHS	\$150	\$452.18

Proceed with the contract by selecting “Generate Contract.” Enter the customer information into the fields, starting with the Registered Business Name.

BURSTABLE SERVICE (No)	
CEA PROVIDED BY (Zone)	

General	General Customer Information
Addresses	Registered Business Name <input type="text"/>
Confirmation	Primary Contact First Name <input type="text"/>
	Phone Number <input type="text"/>

13

Continue entering the customer information into the appropriate fields. Use the "Same as" radio buttons if you'd like to copy the customer information into the available fields.

Technical Contact

Same as Primary?

First Name

Phone Number

Under the “Service Address Line 2”, it will be required to either enter a unit or suite number or confirm there is no unit or suite number for this location.

Service Address Line 2

I confirm that there is no Unit or Suite number for this location.

On the confirmation page, you will have another option to select a channel manager to send a copy of the unsigned contract.

Confirmation

Dear Taylor,

Thank you for using CableFinder.net. Before generating the contract, please make sure that you populate all the required fields with valid information. You can edit this information by going back to one of the previous tabs.

Once everything is correct, please click the "SAVE & SEND LOA" or "SAVE & DOWNLOAD LOA" button to generate a contract and save the order information. The LOA is required to complete an order. You can send it with DocuSign or download it for signature with the buttons below.

To submit the order to Zayo, upload the signed contract on the upload-contract page.

If you were working with a specific Channel Manager please select them from drop down.

(Select your channel manager from drop down)



Additionally, you will have two options for signature: "Generate Contract," which downloads a PDF if you would like to obtain a manual signature, or "Sign Contract," which downloads a PDF and provides a popup for DocuSign. Enter the customer information to send off the DocuSign for a signature.

DOWNLOAD CONTRACT

SEND DOCUSIGN

Signee Contact Information

Please enter the full name and email address of the person that will sign the contract.

Signee Name

Signee E-mail Address

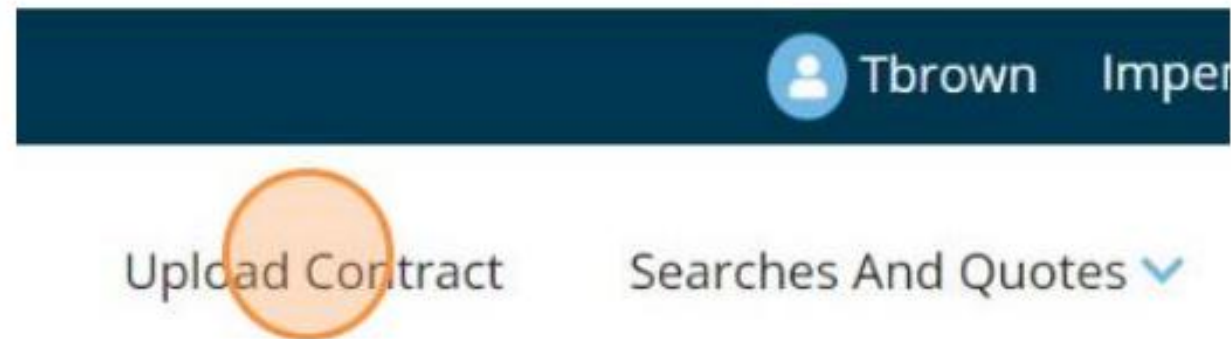
Would you like to send a copy?

OK Close

If selecting to send with DocuSign, enter the signee name and signee email address. As the CableFinder user, you will automatically receive a copy from DocuSign.

Once the DocuSign is signed, the CableFinder user along with the TSD back office will receive a notification and attachment of the signed contract. If you opt for a manual signature, you will need email a copy of the signed contract to your TSD or utilize the Contract Upload feature in CableFinder to return the signed contract to the back-office team.

To upload a contract back into CableFinder, click “Upload Contract” at the top menu bar.



It is optional to enter the CableFinder generated Quote ID. If you would like to add the Quote ID, it can be found at the bottom of the Contract.

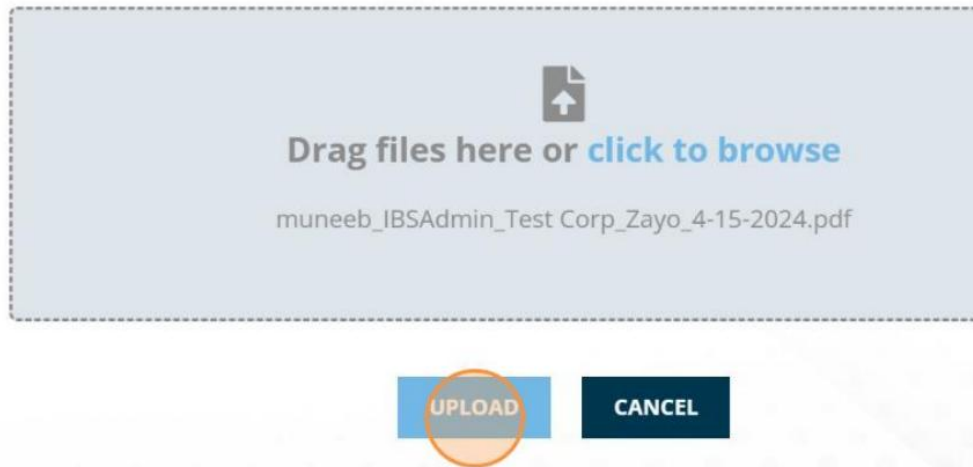
UPLOAD CONTRACT

Created By CableFinder (Quote ID: 588)

UPLOAD SIGNED CONTRACT

Upload your signed contract below

Enter Quote Id (Optional)



To upload the contract, drag the file into the box or click to browse your computer and click “Upload”.

Once the system matches the uploaded contract with the generated quote, click yes if it is the correct quote.

UPLOAD CONTRACT

UPLOAD SIGNED CONTRACT

CableFinder matched this contract to this quote. Is this the correct quote?

YES NO

Quote ID	Username	Organization	Customer Name	Quote Name	Provider	Selected Services	Sent To	Accepted	Date/Time
588	muneeb	IBSAdmin	test	test	ZAYO	• Zayo Fiber		false	04/14/2024 20:02

Customer: test

Carrier: zayo

Term: 36

MRC: \$0

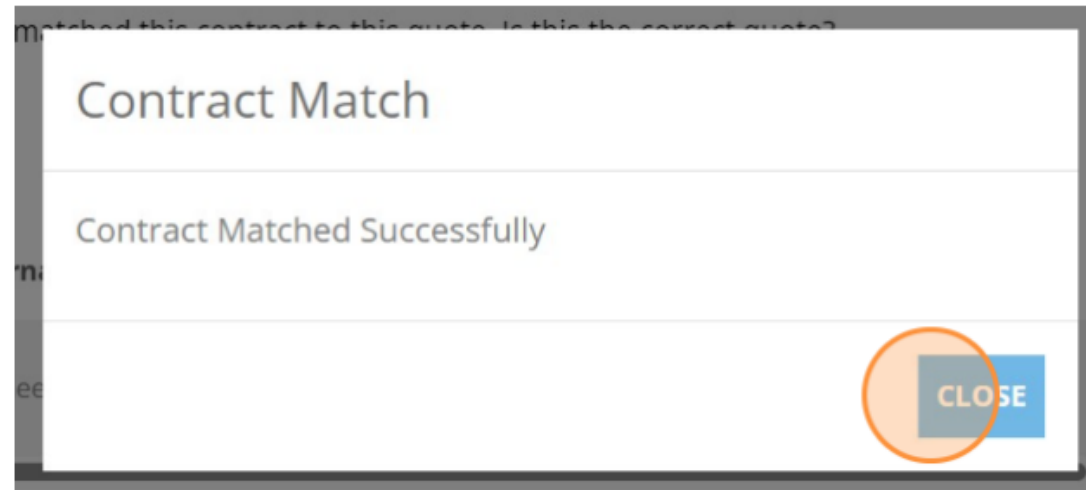
Address: 3470 Gabel Rd, Billings, MT 59102, USA

Products: • Zayo Fiber

Package/Promotion:

NRC: \$723.6

Your contract has been successfully submitted to the TSD for submission.



The CableFinder user and the TSD will receive an email with the order details and the signed contract.

Contract Uploaded for Quote ID: 391069



Taylor Brown

To Taylor Brown



81bac6b7-8c90-4378-802d-5ea15d14747e-391069_Test_IBSAdmin_Comcast_Coax.pdf
220 KB

A contract has been uploaded for the Quote: 391069.

Following are the details:

Username: CableFinder

Email Address: cablefinder@cablefinder.net

Phone Number: 555-555-5555

Distributor: Test

Customer Name: Test

Address: Test

Service Provider: Test

Service Type: Test

MRC: \$125.00

NRC: \$99.00

Kindly view the attachment for the uploaded contract.