




# AT&T ABF

## User Guide

	Serviceability	Pricing	Quote Generation	Contract Generation	Contract Upload	Order Placement
ABF	✓	✓	✓	N/A	N/A	✓

✓ =API Driven Data    ✓ = No API / Manual

Note: There is no contract for AT&T ABF



1

Click the address bar to type in a business name or address and click “Search”

All your options in one place.

Enter full address including zip code

Search



Enter your address and get list of available providers including services they provide and distance calculati

2

After typing in a business name or address in the search bar, the results page will generate who the provider is, a serviceability description, the anticipated timeframe to install, the max speed and the products available.

☒ Dedicated ☒ Best Efforts ☒ Wireless

Configure Pricing

Configure Pricing


Configure Pricing

Best Efforts Results

Standard cable, speeds and services

→

BEST EFFORTS



Serviceable

Green ⓘ

TIME:

10-15 Days

DIST:

-

MAX SPEED:


1G

Products

Internet, Phone, TV

Configure Pricing

BEST EFFORTS



Serviceable

Green ⓘ

TIME:

10-15 Days

DIST:

-

MAX SPEED:


1 Gig

Products

Internet

Configure Pricing

BEST EFFORTS



Serviceable

Green ⓘ

TIME:

10-15 Days

DIST:

-

MAX SPEED:

1 Gig

Products

Phone, Internet

Configure Pricing

Wireless


Over the air broadband, 4G/5G, satellite,


WIRELESS

3

If green, the user can then click “Configure Pricing” to go to the pricing catalog. If red, “Request Pricing” will be displayed to engage with the TSD back-office team to find additional solutions

BEST EFFORTS



Green 

DIST:

MAX SPEED:


-

1G


Internet, Phone, TV

Configure Pricing

BEST EFFORTS



Serviceable

Green 

TIME:

DIST:

MAX SPEED:

10-15 Days

-


1 Gig

Products


Internet

Configure Pricing

BEST EFFORTS



Serviceable

Green 

TIME:

DIST:

MAX SPEED:

10-15 Days

-

1 Gig

Products

Phone, Internet

Configure Pricing

4



**INTERNET** ☐

Main Services  

▼

Additional Services

AT&T Internet Equipment \*

AT&T Internet Gate▼

☒

Static IP \* ⓘ

No Static IP Address ▼

☒

Bolt Ons

▼

☐

Internet Type \*

No, I do not agree to ▼

☒

Installments \*

No, I do not want to ▼

☒

Order Install Type \*

Professional Install ▼

☒

**VOIP** ☐

Main Services  

▼


Toggle on the “Internet”. and VOIP options will be grayed out until the “Internet” is selected.

5


51347



**INTERNET** ☒


Main Services

Internet 500S 

Additional Services


AT&T Internet Equipment \* AT&T Internet Gate  ☒

Static IP \*  No Static IP Address  ☒

Bolt Ons  ☐

Select Main Services (Speed)

Additional Services: Anything with an asterisk (\*) is required to be toggled on.


**INTERNET**


Main Services

Additional Services


AT&T Internet Equipment \*

AT&T Internet Gatev




Static IP \* 

No Static IP Address




Bolt Ons




Internet Type \*

No, I do not agree to




Installments \*

No, I do not want to



Order Install Type \*

Professional Install





If eligible, discounts will automatically apply to the shopping cart.

DISCOUNTS	NRC	MRC
\$45 off first VOIP line and \$36 off each additional line	-\$0.00	-\$81.00
Receive a \$200 AT&T Visa® Reward Card	-\$0.00	-\$0.00

8

If applicable, add VOIP (up to 6 lines)

**POTS**

Main Services

2 Phone Lines Standalone

Additional Services

POTS - Jacks & Wiring \*

No, I do not need

POTS - Choose a Directory Listing Option \*

Listed in Directory

POTS - Long Distance \*

Line 1 - AT&T Business

POTS - Long Distance \*

Line 2 - AT&T Business

**VOIP**

Main Services

2 Phone Lines

Additional Services

VOIP - Choose a Directory Listing Option \*

Listed in Directory

Business Attendant Bolt-On \*

Yes, I would like

Installments (Order)	\$0.00	\$0.00
Order Install Type (Order)	\$150.00	\$0.00
Subtotal:	\$150.00	\$110.00

VOIP	NRC	MRC
2 Phone Lines ()	\$0.00	\$120.00
VOIP - Choose a Directory Listing Option (DIR Listing)	\$0.00	\$0.00
VOIP - Line 1 (Numbers and Porting)	\$0.00	\$0.00
VOIP - Line 2 (Numbers and Porting)	\$0.00	\$0.00
Business Attendant Bolt-On (Numbers and Porting)	\$0.00	\$3.00
Subtotal:	\$0.00	\$123.00

DISCOUNTS	NRC	MRC
\$45 off first VOIP line and \$36 off each additional line	-\$0.00	-\$81.00
Receive a \$200 AT&T Visa® Reward Card	-\$0.00	-\$0.00

	NRC	MRC
Total:	\$150.00	\$152.00

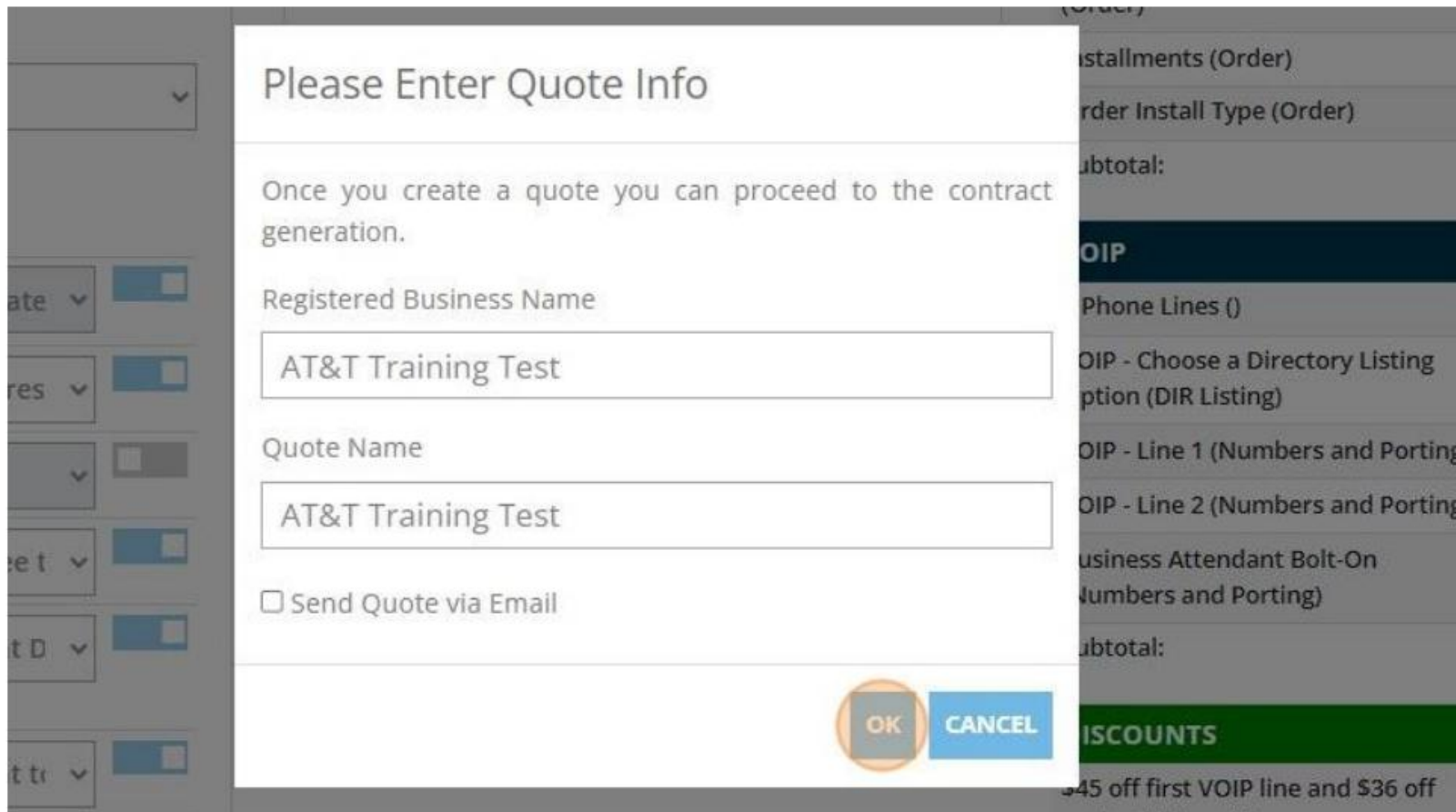
A shopping cart appears on the right-hand side of the screen. Make any additional adjustments or add-on services, updating the shopping cart in real time.

In the shopping cart, view any one-time fees/non-recurring charges (NRC) and monthly recurring charges (MRC)

	NRC	MRC
Total:	\$150.00	\$152.00

[GENERATE QUOTE](#)[PLACE ORDER](#)

Generate Quote: Enter the Business Name and Quote Name. Email Quote (optional). Label the quote with the business name and quote name for easy reference in the Searches and Quotes dashboard.



The image shows a modal dialog box titled "Please Enter Quote Info". Inside the dialog, there is a message: "Once you create a quote you can proceed to the contract generation." Below this, there are two text input fields. The first is labeled "Registered Business Name" and contains the text "AT&T Training Test". The second is labeled "Quote Name" and also contains the text "AT&T Training Test". Below these fields is a checkbox labeled "Send Quote via Email" which is currently unchecked. At the bottom right of the dialog are two buttons: "OK" and "CANCEL". The background of the image is a blurred screenshot of a software interface, showing various menu items and a list of services.

Please Enter Quote Info

Once you create a quote you can proceed to the contract generation.

Registered Business Name

AT&T Training Test

Quote Name

AT&T Training Test

☐ Send Quote via Email

OK CANCEL

To Proceed with the order click  
"PLACE ORDER" on the pricing page.

VOIP - Line 2 (Numbers and Porting)	\$0.00	\$0.00
Business Attendant Bolt-On (Numbers and Porting)	\$0.00	\$3.00
Subtotal:	\$0.00	\$123.00

DISCOUNTS	NRC	MRC
\$45 off first VOIP line and \$36 off each additional line	-\$0.00	-\$81.00
Receive a \$200 AT&T Visa® Reward Card	-\$0.00	-\$0.00

	NRC	MRC
Total:	\$150.00	\$152.00

[GENERATE QUOTE](#)[PLACE ORDER](#)

Enter customer information to generate the order Select the Business Type (required fields will change based on the selected type). CableFinder does not store personal information such as SSN or Tax ID; it's collected solely to send AT&T order details and then purged from the system.

**General Customer Information**

General

Addresses

Voice Configuration

Account

Confirmation

Registered Business Name

CableFinder

Officers Responsible for Bill

Primary Contact - Officer 1/ Partner 1

First Name

Business Type

Sole Proprietorship

Corporation

Corporation Limited Liability (LLC)

Partnership

Sole Proprietorship

Under "Service Address Line 2," either enter a unit/suite number or confirm there is none.

### Customer Address Information

Address Line 1

Camp Ground Rd

Service Address Line 2

☐ I confirm that there is no Unit or Suite number for this location.

State

Kentucky

le



Use the "Same as" radio buttons to copy customer information into available fields if desired.

Confirmation

City

Louisville

Zip

40216

☐ Same as Service?

Billing Address Line 1

City

Zip

### Voice Configuration:

- Enter Classification Heading and Yellow Pages Listing Name.
- Select voice configuration for each line in the shopping cart:
- Get a New Number (no additional information required).
- Keep My Current AT&T Phone Number: Provide additional details.
- Keep My Current Non – AT&T Phone Number: Provide additional details

SERVICE NAME		SELECTION
VOIP - Enter Yellow Pages Classification Heading *	<input type="text"/>	<input type="checkbox"/>
VOIP - Enter Yellow Pages Listing Name *	<input type="text"/>	<input type="checkbox"/>
VOIP - Line 1 *	<input type="text" value="v"/>	<input type="checkbox"/>
VOIP - Line 2 *	<div>Line 1 - Get a New Number Line 1 - Keep My Current AT&amp;T Phone Number Line 1 - Keep My Current Non-AT&amp;T Phone Number</div>	<input type="checkbox"/>

## Account information:

- Enter chosen four-digit PIN.
- Select secret questions and answer.
- Enter alternate contact number for installation.

### Account Registration

Create a 4 digit PIN for your account

A valid AT&T PIN same number re social security ni

Select one secret question

☐ What is your favorite restaurant?

☐ What is your favorite actor?

☐ Who is your favorite childhood hero?

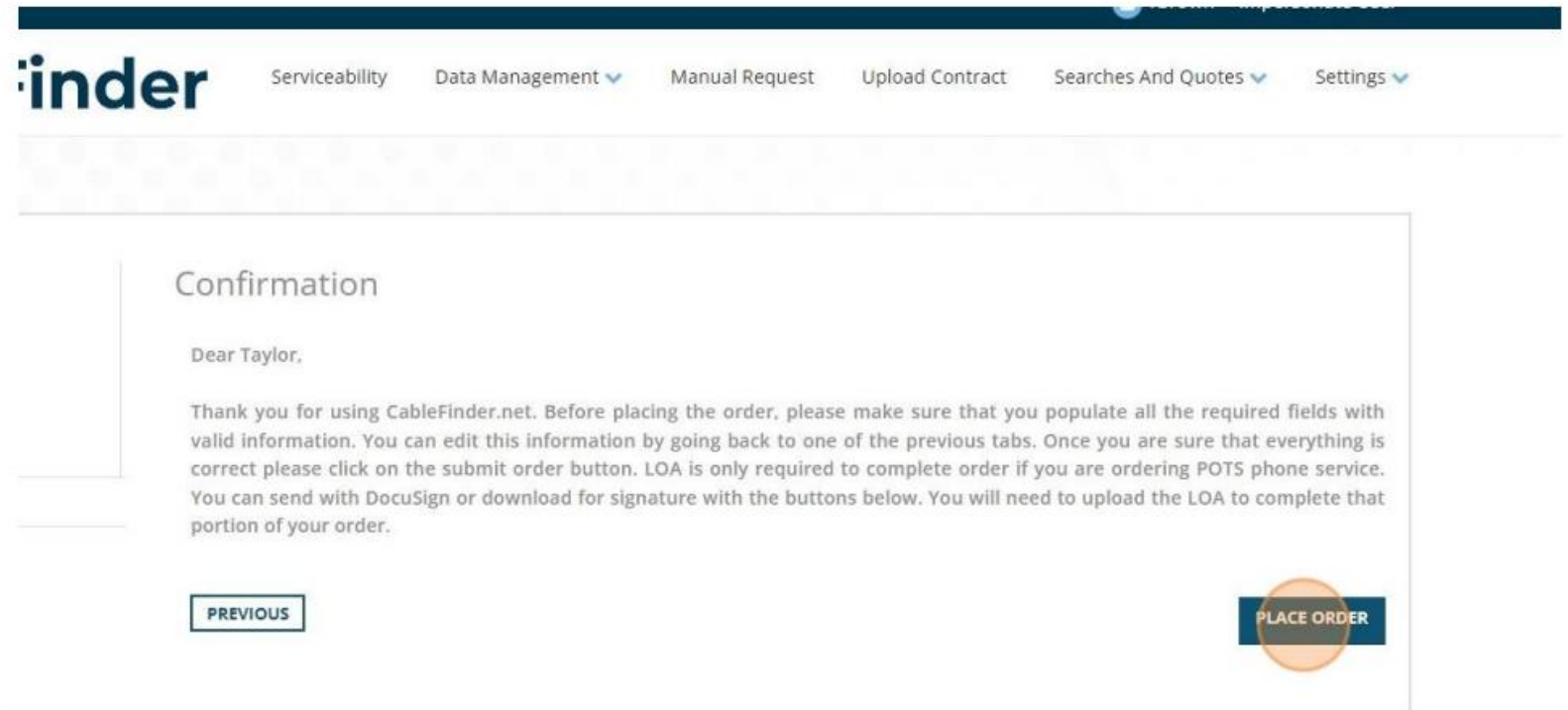
☐ What is your favorite singer?

Alternate phone number

guration

on

Confirmation Page: Click Place Order. Please note, this will send your order directly with AT&T.

A screenshot of the 'inder' web application's confirmation page. The page has a dark blue header with the 'inder' logo and navigation links: 'Serviceability', 'Data Management' (with a dropdown arrow), 'Manual Request', 'Upload Contract', 'Searches And Quotes' (with a dropdown arrow), and 'Settings' (with a dropdown arrow). Below the header is a light gray banner with a repeating pattern of small, light blue squares. The main content area is white and contains a 'Confirmation' section. This section has a vertical line on the left side. The text in the confirmation section reads: 'Dear Taylor,' followed by a paragraph: 'Thank you for using CableFinder.net. Before placing the order, please make sure that you populate all the required fields with valid information. You can edit this information by going back to one of the previous tabs. Once you are sure that everything is correct please click on the submit order button. LOA is only required to complete order if you are ordering POTS phone service. You can send with DocuSign or download for signature with the buttons below. You will need to upload the LOA to complete that portion of your order.' At the bottom of the confirmation section, there are two buttons: a 'PREVIOUS' button on the left and a 'PLACE ORDER' button on the right. The 'PLACE ORDER' button is dark blue with white text and is highlighted by a large orange circle.

Dear Taylor,

Thank you for using CableFinder.net. Before placing the order, please make sure that you populate valid information in the previous tabs. Once you have completed the order, you will need to upload the correct photos. You can see the order details below. You will need to upload a portion of the order details.

PREVIOUS

### AT&T Rules of Engagement

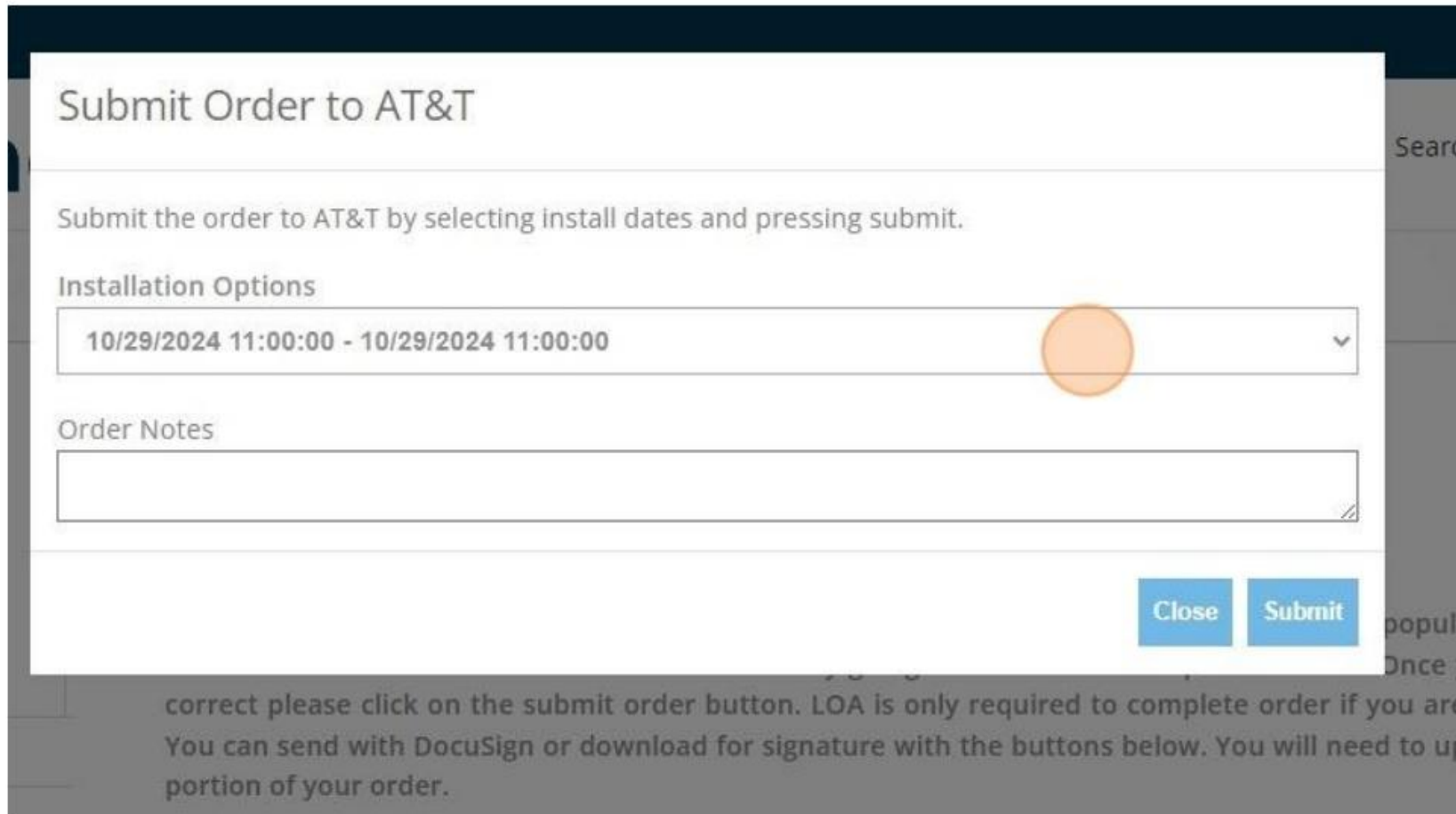
By accepting below, I certified that I understand that CableFinder generated contracts do not supersede any AT&T Rules of Engagement and that this account may be already registered and locked by an alternate sales Channel. Final customer price is subject to change based on determination by AT&T and construction requirements post site survey.

I ACCEPT

I DECLINE

Accept AT&T's Rules of Engagement to proceed.

Next, a pop up will display to select an installation time and date and add any order notes. Click submit and your ordering process is complete.



The screenshot shows a modal window titled "Submit Order to AT&T". Inside the modal, there is a heading "Submit the order to AT&T by selecting install dates and pressing submit." Below this, there is a section labeled "Installation Options" which contains a date and time range: "10/29/2024 11:00:00 - 10/29/2024 11:00:00". An orange circle is positioned over the right side of this selection box. Below the installation options is a text area labeled "Order Notes". At the bottom right of the modal, there are two blue buttons: "Close" and "Submit".

Submit Order to AT&T

Submit the order to AT&T by selecting install dates and pressing submit.

Installation Options


10/29/2024 11:00:00 - 10/29/2024 11:00:00

Order Notes

Close Submit

To Confirm your order successfully submitted, you can check the Pricing Quotes History Page

Under Order Status you should see Order Submitted. This confirms your order was submitted directly into AT&T's B2B portal

675067	tbrown		Test	Test	Att	INTERNET	Mar 26, 2025, 6:12:34 PM	<div>Order Submitted</div>	<a href="#">Download Quote</a> <a href="#">Download Unsigned Contract</a> <a href="#">Upload Signed Contract</a> <a href="#">Attach Additional AT&amp;T Documents</a> <a href="#">Update Master CRM Quote ID</a> <a href="#">Send With DocuSign</a>
--------	--------	---	------	------	-----	----------	--------------------------------	--------------------------------	--

## Email Notifications (1 of 2)

### Order Confirmation

- Affiliate Order ID
- Order Details

From : [noreply@cablefinder.net](mailto:noreply@cablefinder.net)

Sends To:

- TSD
- CableFinder User

Order submitted successfully at AT&T - affiliate order number: CF7f1706759edc46468b



noreply@cablefinder.net  
To: CableFinder  
Cc: Taylor Brown; CableFinder

Thank you,

Your documents were uploaded, and your order was successfully submitted to att

**Affiliate Order ID:** CF7f1706759edc46468b

**Installation Dates:**

Start Date/Time: 2025-07-01T09:00:00 Start Date/Time: 2025-07-01T09:00:00

**CableFinder Quote Number:** 742737

**Requested by:**

**Organization.**

**First Name:** Taylor

**Last Name:** Brown

**E-mail:** [tbrown@cablefinder.net](mailto:tbrown@cablefinder.net)

**Phone:** 13033249173

**Qualified Address:** 5500 Camp Ground Road

**Registered Business Name:** Taylord For You

**Business Type:** Sole Proprietorship

**State Of Incorporation:**

**Date Of Incorporation:**

**Primary Contact - Officer 1/ Partner 1**

**First Name:** Test

**Last Name:** Test



## Email Notifications (2 of 2)

### Order Confirmation




- Affiliate Order ID


From : no-reply@sequentialconnect.com

Sends To:

- TSD
- CableFinder User

#### AT&T Order Confirmation

 no-reply@sequentialconnect.com  
To:  Taylor Brown;  CableFinder

 You forwarded this message on 6/24/2025 11:33 AM.



Hello Taylord For You,

Thank you for your recent order.

**Confirmation Number: CF7f1706759edc46468b**

**Seller Id: tbrown**

Your request for AT&T Internet 500S has been received. It will be processed within 24 hours. You will then receive another email with an updated status of your order. We look forward to serving you.

Billing Address	Service Address
5500 Camp Ground Road Louisville KY 40216	5500 Camp Ground Road Louisville KY 40216

Thanks again for choosing AT&T,

AT&T Concierge  
844.591.4852  
Monday - Friday: 10:00 am - 6:30 pm ET

Questions?

Please use the contact information above for questions regarding this message. This is an automated email so **replies to the address will not be answered.**

© 2025 AT&T Knowledge Ventures. All rights reserved.