



# Optimum Coax

## User Guide

Serviceability	Pricing	Quote Generation	Contract Generation	Order Placement
✓	✓	✓	N/A (there is no contract)	✓
No API Driven Serviceability	Manual Pricing	PDF Creation	PDF Creation	Order placed



=API Driven Data

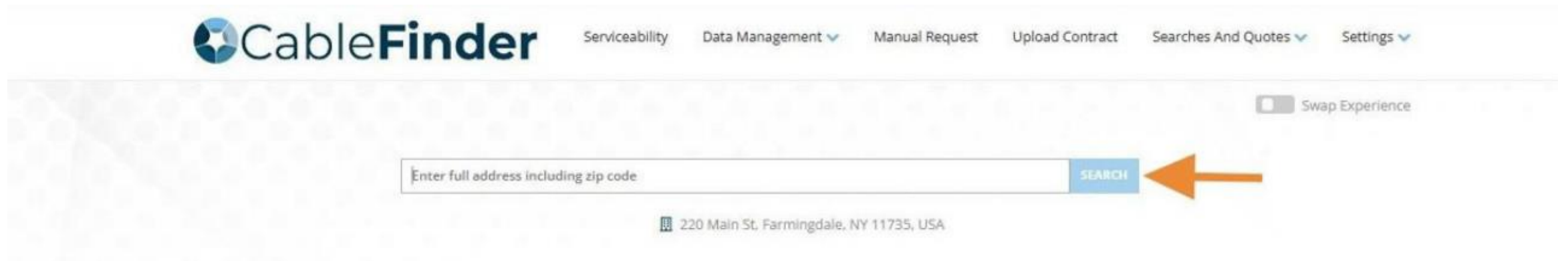


= No API/Manual



1

Click the address bar to type in a business name or address and click “Search”.



The screenshot displays the CableFinder website interface. At the top, the CableFinder logo is on the left, and a navigation menu with links for Serviceability, Data Management, Manual Request, Upload Contract, Searches And Quotes, and Settings is on the right. Below the navigation bar is a search section with a large text input field containing the placeholder text "Enter full address including zip code". To the right of the input field is a blue "SEARCH" button, which is highlighted by an orange arrow. Above the search button is a "Swap Experience" toggle switch. Below the search input field, a sample address "220 Main St, Farmingdale, NY 11735, USA" is displayed.



3

Toggle “Swap Experience” in top right corner to change the view of your results.

The screenshot shows a web application interface. At the top, there is a navigation bar with several menu items: 'Data Management' (with a dropdown arrow), 'Manual Request', 'Upload Contract', 'Searches And Quotes' (with a dropdown arrow), and 'Settings' (with a dropdown arrow). Below the navigation bar is a search bar with a blue 'SEARCH' button. To the right of the search bar, there is a toggle switch labeled 'Swap Experience'. The toggle switch is currently in the 'off' position, and it is highlighted with an orange circle. The background of the interface is light gray with a subtle pattern of small, faint icons.

4

When “Swap Experience” is toggle off, the results will be given as seen below. Results will display vertically instead of horizontal.

220 Main St, Farmingdale, NY 11735, USA


Search

☒ Dedicated ☒ Best Efforts ☒ Wireless


Request Pricing

**Best Efforts Results**  
Standard asymmetrical, shared, speeds and services

**BEST EFFORTS**



Serviceable

Green 

TIME:

DIST:

MAX SPEED:

-

31 ft

1G

Products

Internet, TV, Phone

Configure Pricing

**PRICING CATALOG**

Standard Pricing

220 Main St, Farmingdale, NY 11735, USA

**optimum.**  
business

Select Term

MTM Coax

Internet Speed Filter

Business Optimum 300

Select Package

Term will always remain month-to-month.  
Click box under “Internet Speed Filter” to display drop down of speed options.

Click box under “Select Package” to display all packages available in accordance to the internet speed you selected.

220 Main St, Farmingdale, NY 11735, USA

**optimum.**  
business

Select Term  
MTM Coax

Internet Speed Filter  
Business Optimum 300

Select Package  
\$60.00 East 1P 300 Data Only OPT1 | 12 month promo duration

### COAX INTERNET

**Main Services**  
Business Optimum 300

**Additional Services**

PRO WiFi Filtering ☒

PRO WiFi Package 1 ☐

Service Protection ☒

Business Connection Backup ☒

Premium Tech Support Business Premie ☐

Static IP 1 IP ☐

**Equipment**

Internet Equipment Modem Rental Fi ☒

### STANDARD PHONE LINES

**Main Services**  
Optimum Voice 1 ☐

**Additional Services**

Local White Page Directory listing 0 ☐

Optimum Voice Toll-Free 0 ☐

Toll-Free 411 Directory Assistance and 0 ☐

Virtual Receptionist (Must have OV Service) 0 ☐



Click the toggle next to each feature to add to your cart as desired.

#### Select Package

\$60.00 East 1P 300 Data Only OPT1 | 12 month promo duration

#### COAX INTERNET



##### Main Services

Business Optimum 300

##### Additional Services

PRO WiFi Filtering

×



PRO WiFi Package

1



Service Protection

×



Business  
Connection Backup

×



Premium Tech  
Support

Business Premie



Static IP

1 IP



##### Equipment

Internet  
Equipment

Modem Rental F



#### STANDARD PHONE LINES



##### Main Services

Optimum Voice

1



##### Additional Services

Local White Page Directory  
listing

0



Optimum Voice Toll-Free

0



Toll-Free 411 Directory  
Assistance and

0



Virtual Receptionist (Must  
have OV Service)

0



A shopping cart appears on the right-hand side of the screen. As you make changes to the toggles on the pricing screen, your cart will update in real time.

### PACKAGE DESCRIPTION

12 month promo duration

Price: \$65.00

Discount: \$-5.00

Package Price: \$60.00

### COAX INTERNET

NRC

MRC

Business Optimum 300 0.00 Included in Package

PRO WiFi Package (1) 59.99 29.99

Internet Equipment (Modem Rental Fee) 0.00 0.00

Subtotal: \$59.99 \$29.99

### EQUIPMENT & FEES

NRC

MRC

Install Fee 100.00 0.00

Subtotal: \$100.00 \$0.00

NRC

MRC

Total: \$159.99 \$89.99

NRC is any “Non-Recurring Charges”, MRC is “Monthly Recurring Charges.”

	NRC	MRC
Total:	\$159.99	\$89.99

Click “Place Order” below your shopping cart.

	Package	
PRO WiFi Package (1)	59.99	29.99
Internet Equipment (Modem Rental Fee)	0.00	0.00
Subtotal:	\$59.99	\$29.99

EQUIPMENT & FEES	NRC	MRC
Install Fee	100.00	0.00
Subtotal:	\$100.00	\$0.00

	NRC	MRC
Total:	\$159.99	\$89.99

GENERATE QUOTE

PLACE ORDER

Type in the Registered Business Name and Quote Name. You have a quotes and contracts library so please be specific when labeling for easier identification in your library. Click “OK” to proceed to customer information.

Please Enter Quote Info

Once you create a quote you can proceed to the contract generation.

Registered Business Name

Quote Name

☐ Send Quote via Email

OK CANCEL

Enter customer information.

General	<b>General Customer Information</b>	
Billing	Registered Account Name	Contact Name
Confirmation	<input type="text"/>	<input type="text"/>
	Business Phone	Cell Phone
	<input type="text"/>	<input type="text"/>
	Email	Customer Title
	<input type="text"/>	<input type="text"/>
	Address Line 1	Address Line 2
	<input type="text" value="220 Main St"/>	<input type="text"/>
	Tax ID	<input type="checkbox"/> I confirm that there is no Unit or Suite number for this location.
	<input type="text"/>	
	City	State
	<input type="text" value="Farmingdale"/>	<input type="text" value="NY"/>
	Zip	
	<input type="text" value="11735"/>	

Confirm the address and TAX ID or SSN is correct.

Address Line 1

220 Main St

Address Line 2

Tax ID

☐ I confirm that there is no Unit or Suite number for this location.

City

Farmingdale

State

NY

Zip

11735

If there is not a suite or unit number, confirm by clicking the box.

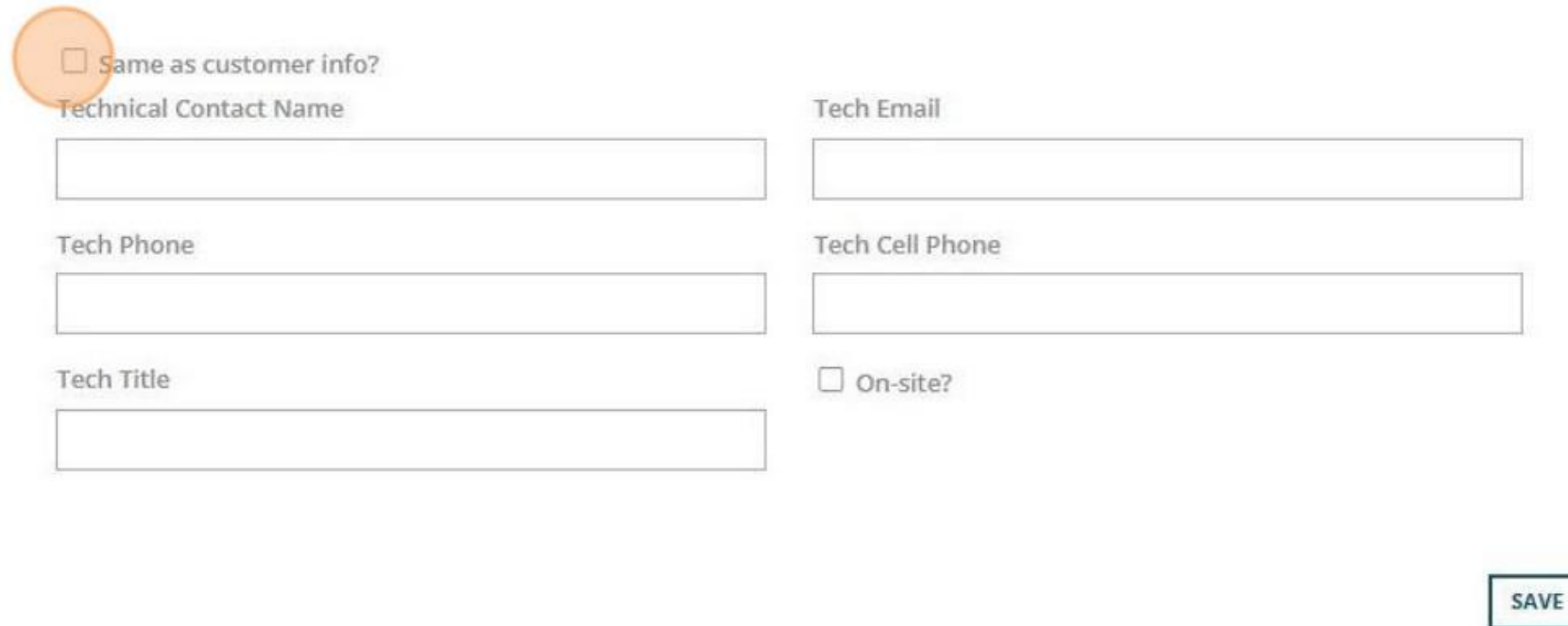
Address Line 2



I confirm that there is no Unit or Suite number for this location.



Use the “Same as customer info” radio button to carry down the information if applicable. Then, click “Save” in the bottom right corner to move onto the billing page.



☐ Same as customer info?

Technical Contact Name

Tech Phone

Tech Title

Tech Email

Tech Cell Phone

☐ On-site?

SAVE

Use the “Same as location?” radio button to copy customer information into available fields if desired. Should the billing information be different, you can type it in manually per box.

The image shows a web form titled "Billing Customer Information". On the left is a sidebar with three tabs: "General", "Billing" (which is selected), and "Confirmation". The main form area contains several input fields arranged in two columns. At the top of the main area is a radio button labeled "Same as location?", which is highlighted with an orange circle. Below this are the following fields:

Field Label	Field Type
Bill Account Name	Text Input
Bill Contact Name	Text Input
Bill Phone	Text Input
Bill Cell Phone	Text Input
Bill Email	Text Input
Bill Title	Text Input
Billing Address Line 1	Text Input
Billing Address Line 2	Text Input
City	Text Input
State	Text Input
Zip	Text Input

At the bottom right of the form, there is a checkbox with the text: "I confirm that there is no Unit or Suite number for this location."

17

If Sub Agent ID is known, type it in the last field of the page. If not known please leave blank. Click “Save” in bottom right corner.

City

Farmingdale

State

NY

Zip

11735

Sub Agent ID

(Please add your ID for tracking purposes, if not known please leave blank)

PREVIOUS

SAVE

## Confirmation

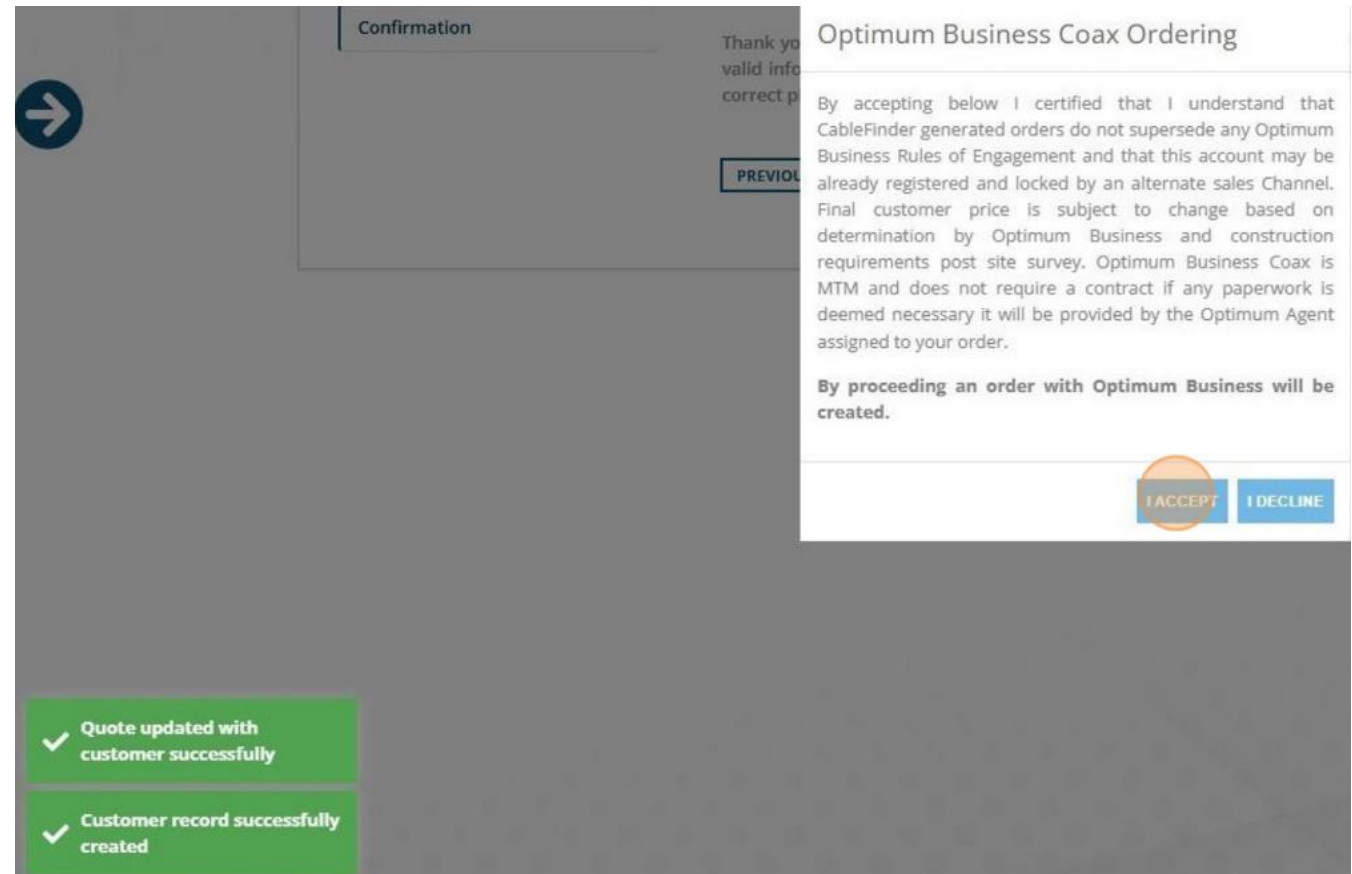
Dear Jazmine,

Thank you for using CableFinder. Before generating the contract, please make sure that you populate all the required fields with valid information. You can edit this information by going back to one of the previous tabs. Once you are sure that everything is correct please click on the Generate Contract Button.

[PREVIOUS](#)[PLACE ORDER](#)

Click “PLACE ORDER”

After you click “Place Order” terms and conditions will pop up on the screen as shown below. Click “I ACCEPT”. The green notifications in the bottom left corner will indicate the order has been submitted.



# Post CableFinder Emails

Email Confirmation from CableFinder  
“Quote##### - New Optimum Business Order, the business name, street address, MTM”. This will go to CableFinder user and the TSD. The email will include who the order was submitted by, customer details, order details, as well as billing information.

Quote#655596 - New Optimum Business Order | test | 220 Main St | MTM



## Submitted By

CF User

CF Username

CF User Email

CF User Phone

CF Organiztion

CF Master

Sub Agent ID

Master Agent ID

## New Order

Customer Name

Service Address

Address Line 2

City

State